

## DVI CAT5 Extender 1 in 1 out

**ITEM NO.: DE01ERK**

The DVI CAT5 extender is to extend your PC DVI transmission distance up to 70 meters with resolution 1024x768. With DVI Adaptors, users can transmit high quality digital video of PC applications thru one cost effective CAT5e/6 to the remote monitor or projector, instead of using short and expensive DVI cables. With embedded EDID inside the adaptor, your PC will continue to send the digital video even when the monitor is not connected. The user can then disconnects the monitor, place it in a remote location and reconnect it without rebooting the operating system.




### DE01ERK DVI CAT5 Extender 70 Meters

- Include DE01ET transmitter, DE01ER receiver, used in pairs via one CAT5e/6 cable to send DVI signal.
- DE01ER as active receiver for high performance.
- No external power required.
- **Built in micro USB for external power when your DVI source not able to provide enough power to the receiver.**
- **Built in LED indication.**
- Support high resolution up to 1920 x 1200.
- Support long distance up to 70 meters at 1024x768.

### Installation:

#### DE01ERK




DE01ET transmitter built in micro USB for external power when your DVI source not able to provide enough power to the receiver. For example, when using multiple DE01ERK with DVI distributor, the power consumption may over the limitation of the DVI device, please use micro USB to DC plug cable (package included) with 5V power adaptor (optional) for external power.

DE01ET to DE01ER	
Resolution	Distance (Meter)
1024 x 768	70
1280 x 1024	50
1440 x 900	50
1600 x 900	50
1920 x 1200	50

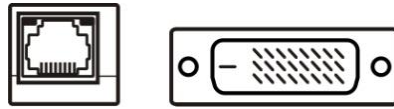
Remark: The transmission distance will be affected from different PC/Monitor equipment and cable quality.

## Panel View:

DE01ET



DE01ER



## Cable:

Video Link cable using high quality CAT5E UTP or CAT6 UTP cable, CAT6 cable enhances transmission range and signal stability. Do not use STP cable or flat cable which may cause no video output.

		RJ45 JACK		
		PIN	Color	Function
<p>JACK POSITION</p>	1	W-O	TMDS DATA2 +	
	2	O	TMDS DATA2 -	
	3	W-G	TMDS CLOCK +	
	4	BL	TMDS DATA1 +	
	5	W-BL	TMDS DATA1 -	
	6	G	TMDS CLOCK -	
	7	W-BR	TMDS DATA0 +	
	8	BR	TMDS DATA0 -	

## LED Indication:

Green                      Status Normal  
 Yellow                     Loss of Clock Signal

## Caution:

1. The cabling must away from any equipment with electromagnetic wave, i.e.: microwave, radio equipment, high voltage.
2. Working distance will be variety based on different equipment.
3. The picture may come with noise under the resolution 640 x 480
4. HDCP not supported.
5. Do not use STP cable or flat cable which may cause no video output.

## Specification:

ITEM NO.	DE01ERK (DE01ET+DE01ER)
Video Bandwidth	1.65 Gbps ( DVI 1.1)
Resolution	1920 x 1200 @ 60 Hz
Input TMDS Video Signal	1.2 Vp-p
Input DDC Signal	5 Vp-p (TTL)
Link Cable Distance	70M @1024 x 768 · 50M @ 1920 x 1200
DVI Connector	DVI-D x 1 (25 Pin)
Link Connector	RJ45 x 1
Power Connector	Micro USB x 1 (Transmitter)
Power Consumption	320mA
Power Supply	5V 1Amp (Optional Order)
Temperature	Operation: 0 to 55°C, Storage: -20 to 85°C, Humidity: up to 95%
Dimension                      mm	40.2 x 55.5 x 22.5
Weight                              g	35



Rev.C